POE6463B POE Powered Network Wall Mount Speaker

Features

- 100/10Mbps, TCP/IP network transmission protocol adaptive
- High class waterproof grille, engineering plastic mold design
- Built-in 10W high efficiency digital amplifier with low power-consuming.
- Audio source includes: Background music, emergency call, and alarm from the Host
- 1 auxiliary audio input, 1 auxiliary audio output and 1 microphone input
- 100V local emergency input, easy to connect with the local fire alarming system
- Accept infrared remote control
- POE power supply, easy for installation and cable laying

Description

POE6463B is a network full digital signal processor Hi-Fi speaker based on TCP/IP protocol. With dual network interface design, it can be connect to anywhere the network reaches. Under intelligent control of the system center, this terminal serves to output the long distance audio data flow. Built in MP3 player, USB port, and SD slot, for local program playing. With 1 aux input to connect with other audio source equipment; 1 aux audio output for connection with other amplifiers for power extension; and 1 MIC input for local Paging.

Specification

Item		Technical specifications
AUX input	Input impedance	>10kΩ
	Input sensitivity	1000 **mV**
	Frequency response	50Hz-20kHz
	Distortion	≤0.1%
	Signal-to-noise ratio	≥80 **dB**
MIC input	Input impedance	>600Ω
	Frequency response	50Hz-20kHz
	Distortion	≤1%
	Signal-to-noise ratio	≥75 **dB**
AUX output	Output impedance	<50Ω
	Output sensitivity	1000m**V**
	Frequency response	50Hz-20kHz
	Distortion	≤0.1%
	Signal-to-noise ratio	≥75 **dB**
Power amplifier output	Power	10W/4Ω
	Frequency response	50Hz-20kHz
	Distortion	≤0. 1%
	Signal-to-noise ratio	≥80**dB**
Built-in amplifier	Digital amplifier	1x10W
Built-in speaker	Maximum sound pressure level	≥100**dB**
	Power	10W/4Ω
	Frequency response	50Hz-20kHz
	Distortion	≤0. 1%
	Signal-to-noise ratio	≥80**dB**
Interface	Dual Ethernet interface	CAT-5
	AUX input	RCA jack
	AUX output	RCA jack
	MIC input	6.3 Socket
	Auxiliary speaker output	3.81MM Phoenix socket
Digital audio parameters	Decoding format	Support PCM\MP3 format
	Sampling rate	8k-48kHz
	Package size (L×W×H mm)	590×275×390
	Machine size (L×W×H mm)	310×215×200
	Net weight	4.2kg

II. Introduction of functions

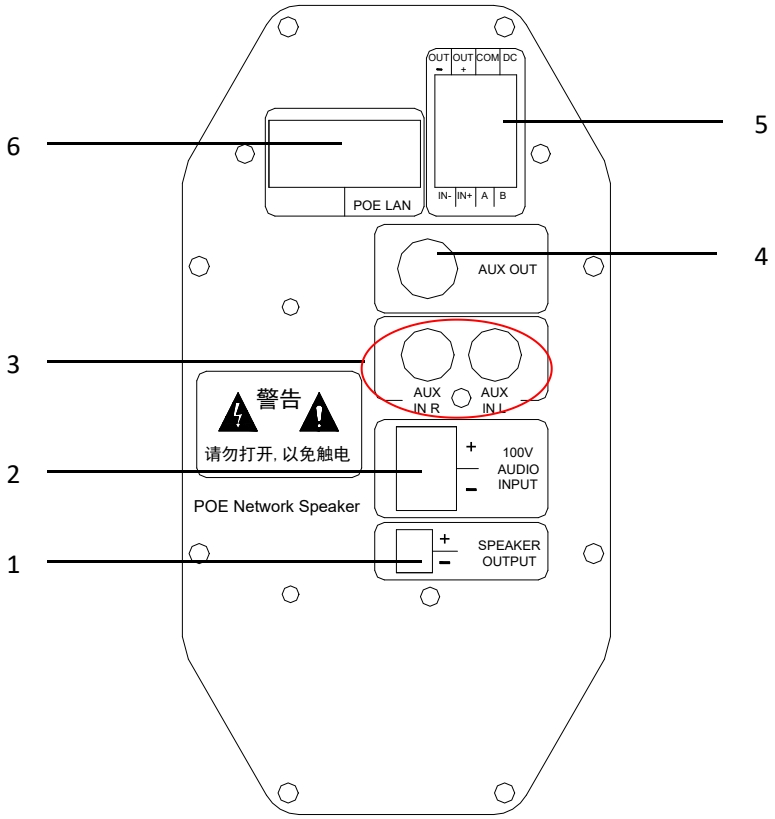

1 Speaker

1×10W digital power amplifiers are built in the machine, and the power of the output port is 10W. It is used to connect 1 constant resistance (4Ω) sound box. (Note: please use it with caution due to POE switch supply power restrictions)

2 100V audio input interface (not opened to the machine)

100V audio signal connected with the third party system power amplifier.

3 Auxiliary input interface (AUX IN)

Expand the local audio source input, and can connect local DVD \ radio and other left and right sound channel output.

4 Auxiliary output interface (AUX OUT)

Connect with the high power amplifier, so as to expand the terminal power.

5 LED matrix screen connecting port

(Not opened to the machine)

6 POE power supply port

The arrow points at POE power supply port. The function of the next network interface is not opened temporarily.

III. Connection legend

3.1 Schematic diagram of application of POE6463 in the system

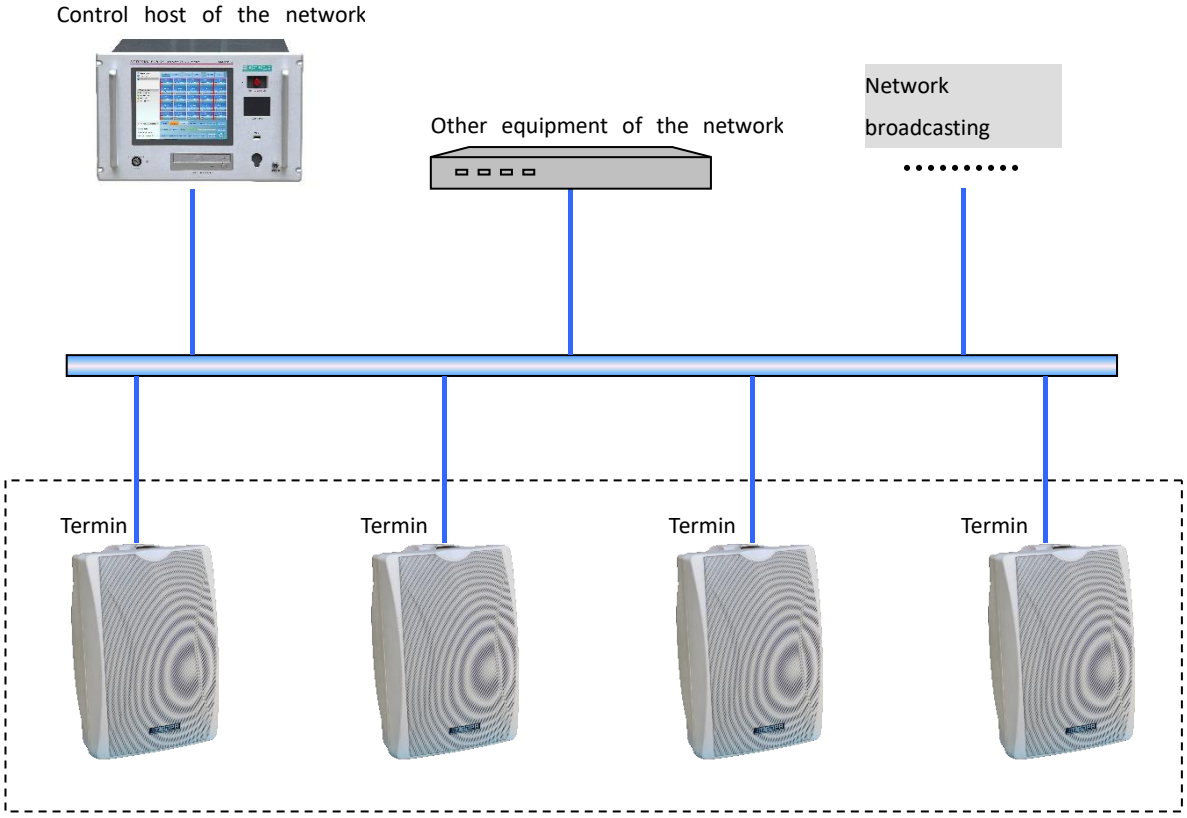

1. Only the schematic description for connection of rough application of POE6463 networked speaker is made in the above figure. For connection of the whole system, please refer to operation instructions for the networked control host.
2. It is illustrated by examples in the above figure. For specific connections, please refer to the schematic diagram of system connection.
3. POE6463 must be connected in the system through the network switch, and the corresponding address shall be arranged for connection with the host machine.

3.2 Schematic diagram of connection of interface of POE6463

Except for playing the program of host machine broadcast, the machine is also provided with a way auxiliary input and a way auxiliary output, so as to connect other audio sources and power amplifiers. The customized design can satisfy demands for high power and multiple audio sources on terminal site. The peripheral audio source and other power amplifiers can be connected in the application with individual demands. The network audio stream of the machine can realize sound amplification at most public places.
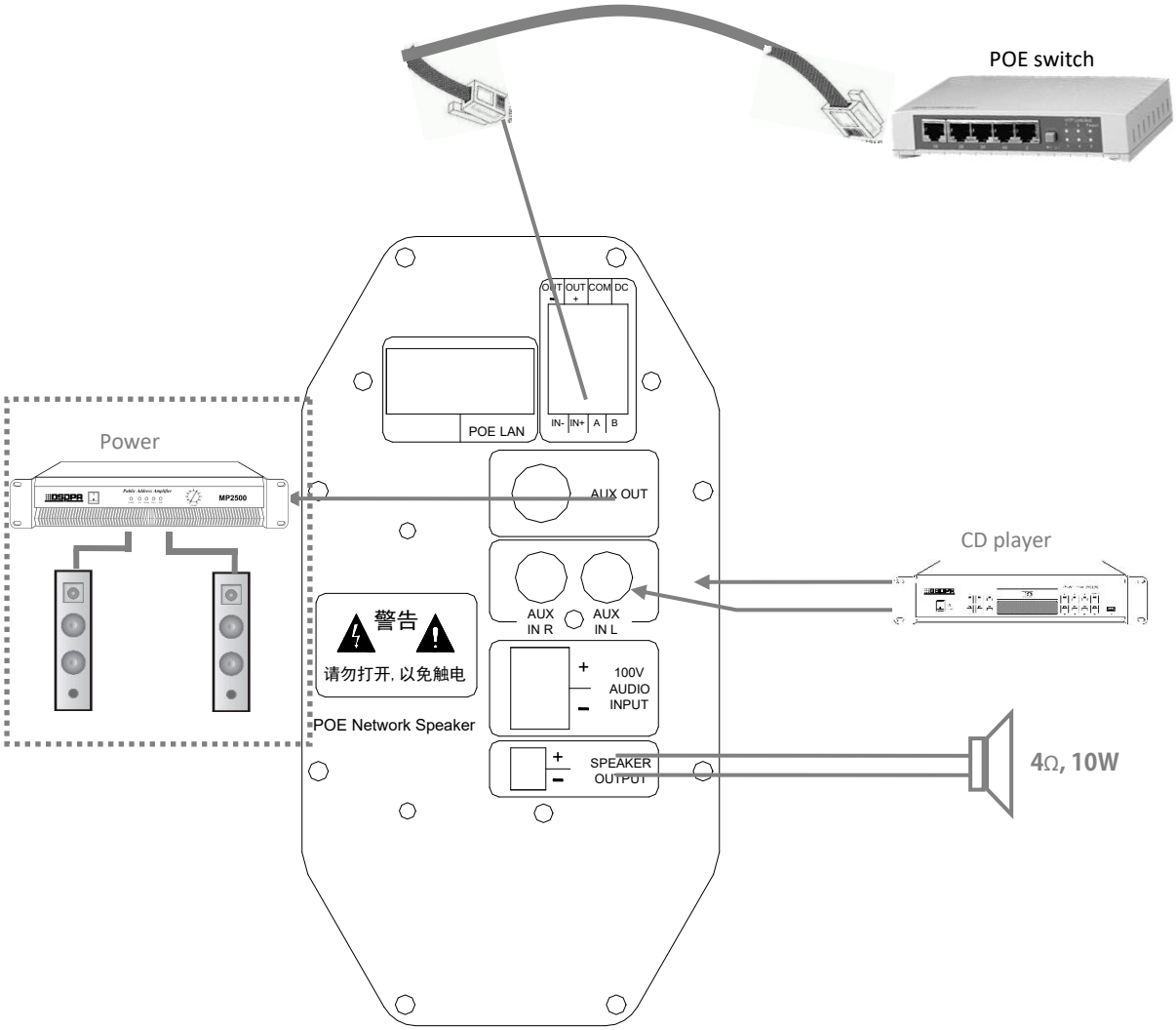
The schematic diagram of interface connection of the machine is shown in the following figure: