DA2125 DA2250 DA2500 / DA4060 DA4125 DA4250

2-Channel / 4-Channel Class-D Amplifier with DC24V

DA2125 DA2250 DA2500

DA4060 DA4125 DA4250

Description

The DA2125 DA2250 DA2500 / DA4060 DA4125 DA4250 are advanced 2-channel / 4-channel digital power amplifiers designed for high-efficiency and reliable performance in various audio applications. Whether for public address systems, background music, or any application that demands robust and clear audio, the 2-channel / 4-channel digital power amplifiers are the ideal choice for those who demand the very best in sound performance and reliability.

Features

- Multi-channel: 4-channel or 2-channel;
- 5-unit LED for status;
- Advanced active PFC (power factor correction);
- Efficient switching power supply;
- Efficient CLASS D amplifier;
- Support DC 24V power supply;
- Adjust fan speed with temperature;
- Equipped with voltage limit circuit;
- All-protected circuit design;
- Support real-time switch of 70/100V output;
- Input sensitivity: 775mVRMS;
- Both line input and output interfaces adopt HT-3.81 phoenix;
- 100VRMS prior line input;
- Balanced prior line input;
- Balanced line input;
- 7.62-4P fence output socket with cover is adopted for power output.

The specifications will be subject to change without prior notice.
Copyright © Guangzhou DSPPA Audio Co., Ltd. All rights reserved.

Specifications

Model	DA2125	DA2250	DA2500	DA4060	DA4125	DA4250
Number of channels	2	2	2	4	4	4
Rated output power of each channel	120W	250W	500W	60W	120W	250W
Input sensitivity	775mVRMS（0dBV/ all balanced input) 100VRMS (100V unbalanced input)					
SNR (signal-to-noise ratio)	>80dB (100VRMS output)					
Input impedance	60K ohms (balanced) 20K ohms (balanced priority) 100K ohms (100V unbalanced)					
Channel separation	>70dB(1KHz)					
Frequency response	80Hz-15kHz (±3dB normal operating conditions)					
THD (total harmonic distortion)	<0.3 % (1kHz normal operating conditions)					
Up speed	>29V/us					
Priority threshold	>10mVp (prior balanced line input) >1000mVp (prior 100VRMS line input)					
Indicators	“Protection”, “Limit”, “Voltage limit”, “Signal”, “70V gear”					
Protection	Power-on, high temperature, DC, short circuit					
Power supply	AC180-250V/50/60Hz DC24V (rated output power -3dB)					
Overall dimensions (mm)	(L×W×H) 552×510×105					
Machine dimension (mm)	(L×W×H) 483×435×44 (not including machine legs)					
Machine legs	Four 6.5mm high soft plastic machine legs, can be removed as needed					
Power consumption (AC220V)	339W	610W	1270W	347.6W	653W	1240W
Power consumption (DC24V)	206.4W	350.4W	720W	223.2W	398.4W	708W
Static power consumption (AC220V)	38W	38W	42W	57.5W	63.5W	57W
Static power consumption (DC24V)	38.4W	38.4W	43.2W	60W	62.4W	57.6W
Gross weight (kg)	7.4	7.4	7.4	8	8	8
Net weight (kg)	6.4	6.4	6.4	7	7	7

Front / Rear Panel

4-Channel series

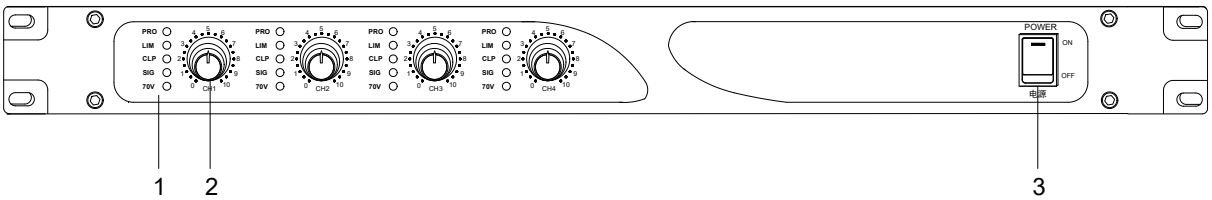

The specifications will be subject to change without prior notice.

Copyright © Guangzhou DSPPA Audio Co., Ltd. All rights reserved.

2-Channel series

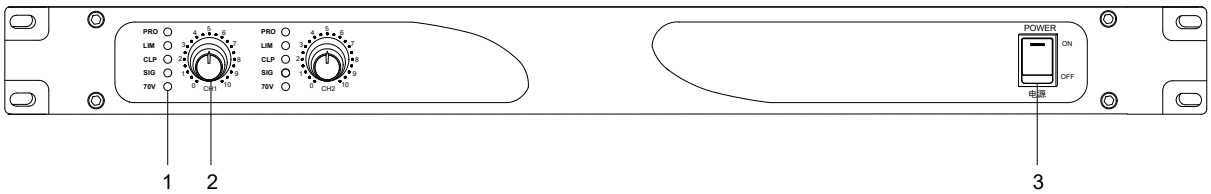

1. Indicator

PRO: Signal indicator(signal output); After being powered on and input with signal, if the protection indicator (PRO) and LIM are on first, go out after a few seconds, and are on again, the output short circuit fault occurs, and the above phenomena will repeat if the fault is not removed. Now, power off immediately, and re-power on after troubleshooting.

LIM: Limit indicator;

A. Both LIM and PRO are on: Amplifier is in short circuit or over-current protection.

B. LIM is on while PRO is off: After the continuous repeated signal makes the output power reach or exceed rated power for 2-4s, the power limits the start of circuit and halves the rated output power automatically. This circuit will not be started with audio and music applications under rated power.

CLP: Clip indicator, please reduce the gain properly to avoid severe clip;

SIG: Input level indicator, for audio output level;

70V: Gear indicator, if it is always on, the current gear is 70V output voltage.

2. Channel volume control knob

Name the volume control knob (CH1) by the number of channels with an analogy, such as CH1, CH2...

3. Power switch

Power switch is provided with power indicator, when placing it in ON position, its internal power indicator will be on.

4-Channel series

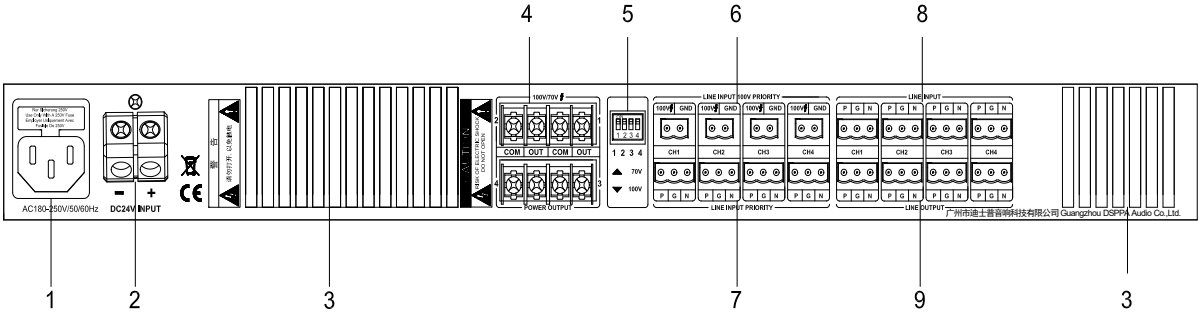

2-Channel series

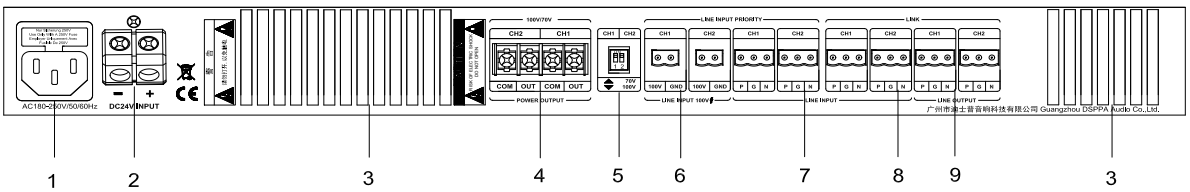

1. AC power input (with fuse holder)
2. 24V DC power input (Max. access core is Φ6mm)
3. Air outlet of fan
4. 70V/100V voltage output
5. 70V/100V output switch
6. Prior 100VRMS single unbalanced line input (2-position3.81 phoenix)
7. Prior balanced line input (3-position 3.81 phoenix, priority signal 6 and 7 are directly mixed. After the priority signal amplitude exceeds threshold, the balanced line inputs enter the mute status, and the balanced signal recovers output after it is lower than threshold for 2-3s)
8. Balanced line input (3-position 3.81 phoenix)
9. Balanced line output (3-position 3.81 phoenix)

The specifications will be subject to change without prior notice.
Copyright © Guangzhou DSPPA Audio Co., Ltd. All rights reserved.